

# BASKETS AND BURNERS




# **The widest range of baskets, burners and fuel systems**

---



*Choosing your envelope - making certain that size and colour scheme are exactly what you want - is the highly visible part of specifying your complete balloon. But the bottom end - the burner, its fuel system and the basket - are the parts that will be closest to you in flight and need to be especially user friendly. Cameron Balloons has a long and highly respected reputation for excellence and technical advancement in this important area. And we offer the widest possible choice...*



**CAMERON  
BALLOONS**

## Burners from single to quad


We can supply you with the best balloon burner in the world. The question is, which of our wide range of models is the one most suited to your needs?

The choice starts with our single-that-thinks-it's-a-double: everything is duplicated except the can, coil and igniter. This ensures you save weight and money yet still enjoy the security of a twin fuel supply, twin blast valves, twin pilot lights and even twin whisper burners. Naturally we also offer



different combinations of Stealth and Shadow burners to give you trouble free inflations and quiet cruising.

Our blast valves - generally available with a choice of squeeze or toggle operation - feature the unequalled Cameron double seal, which provides a visible indication if one of the o-rings is damaged and in need of replacement. And speaking of maintenance, Shadow, Stealth and Stratus are designed with simple, fast servicing in mind.



double, triple and quad burner units for use with larger balloons.

That's only the start of your options. You can then choose between the low cost Stratus, the ultra-low noise Stealth - a full power main burner that is as quiet as many whisper burners (and with a clean, pale blue flame that doesn't create soot) or the Shadow - also quieter than average because of its multi-hole jets, and with a firm, slim flame that makes inflating a breeze even in a breeze! With double, triple and quad units you can select






# Pilot lights, frames and heat shields

Self regulating liquid pilot lights are fitted as standard. These incorporate two filters to minimise the possibility of blocked jets and remove the need for tank top vapour regulators and separate vapour hoses. With Stealth and Shadow, vapour pilot lights are available as no-cost alternatives.

Burners are incorporated into frames using a lightweight mono-bloc gimbaling system that removes the need for an inner frame - another weight saving. Available in a wide variety of sizes, frames are fitted with fixed corner sockets as standard, though Cameron's popular flexible corner sockets are an extra-cost option on some smaller models. All large frames have eight karabiner attachment points, doubling the safety factor found on most other large balloon systems. For passenger comfort, frames matched to double T-partition baskets are fitted with sturdy aluminium heat shields. Special restraint lugs, that take the strain away from the flying wires and karabiners, are another optional burner or basket frame feature.

An adjustable height frame, with fingertip controlled pneumatic action, is available to fit smaller burner frames - ideal for balloons that are flown by pilots of different altitudes! Burner height can even be adjusted while in flight.



## Burner information

	WEIGHT	MAX POWER	NOISE
<b>SUPER SHADOW SINGLE</b>	<b>17kg/37lb</b>	<b>21,600,000 Btu/6.3 Mw</b> (main & whisper) at 100psi / 6.8 bar.	<b>99 dBA</b> (measured at 45cm below burner)
<b>SUPER SHADOW DOUBLE</b>	<b>24kg/53lb</b>	<b>24,000,000 Btu/7.0 Mw</b> at 100psi / 6.8 bar.	<b>99 dBA</b> (measured at 45cm below burner)
<b>STEALTH / SHADOW DOUBLE</b>	<b>24kg/53lb</b>	<b>24,000,000 Btu/7.0 Mw</b> at 100psi / 6.8 bar.	<b>92 dBA Stealth / 99 dBA Shadow</b> (measured at 45cm below burner)
<b>Multi-Hole Whisper Burner</b>	<b>Not applicable</b>	<b>9,600,000 Btu/2.8 Mw</b> at 100psi / 6.8 bar.	<b>88 dBA</b> (measured at 45cm below whisper burner)

Please note that the figures given above are typical but not guaranteed and that product specifications are subject to change without notice. Burner weights may vary depending on choice of frame.

# Fuel systems and accessories

---

Duplex stainless steel Fuel cylinders are available in three basic sizes to suit operational needs and basket sizes.



All cylinders are fitted with a padded top ring for passenger protection and a padded cover manufactured in hard wearing Cordura. The padded cover also incorporates a useful pocket for storing maps and documents.

Cylinder liquid off-takes can be equipped with Rego or quick disconnect Tema couplings and, if required, quick shut-off ball valves. Dust protection caps are standard. Remote venting kits can be fitted to enhance refuelling safety.

All cylinders are available in standard or master configuration.

Cameron even offers two types of cylinder straps - standard nylon with quick release or for smaller baskets the more luxurious leather strap with traditional buckle.



Completing the range is a full selection of refuelling hoses, fuel filters, interconnecting cylinder manifolds and even 'mini' cylinders that provide a separate source of vapour for pilot lights when all main fuel cylinders are pressurised with nitrogen.



## Cylinder information

---

Cylinder Type	Empty Weight (standard) Kg	Full Weight (standard) Kg	Usable Capacity (litres)
<b>57 L stainless steel</b>	20	43	45
<b>75 L stainless steel</b>	22	52	60
<b>90 L stainless steel</b>	26	62	72

# Baskets to meet every requirement




The complete Cameron range of baskets extends into hundreds, and that's only accounting for variations in size and partition configuration. In addition you can specify the wall height, alternative lengths of burner support poles and wires, suede or leather padding, side wall cushions, cushion flooring, passenger seats and seat belts, GPS mounting pads, elegant coloured stripes or larger areas of woven colour. If you have a special requirement, please talk to us about it.

Most baskets are woven from a combination of Somerset willow and top quality Kooboo, Palambang and Tahitian cane. Why? Because balloon baskets lead a hard life and these traditional materials have shown themselves to be extremely resilient. Larger baskets for passenger ride operations are often all cane because of its greater strength, and this option is available on other sizes, though it does have a weight penalty.

Floors can be woven, which helps absorb shock and reduce weight, or solid to improve rigidity. Even the runners on the bottom of the basket are cut from highest quality kiln dried ash, chosen for its suppleness and durability.

Cameron also offers a number of special purpose baskets. Transportable models will fit into an estate car or aircraft hold - complete with burner and fuel cylinders. We have a basket that allows a disabled person to pilot a balloon from a built-in seat equipped with remote controls while another variant has a door to provide access for one or more wheelchairs.



This leaflet can only give you a flavour of the range and quality of the burners, baskets and fuel systems that complement Cameron's world leadership in envelope technology. If you need further information please don't hesitate to contact our Sales Department or the global Cameron dealer network.

